

This is the ASP default view

Hadley Wood Primary School (URN: 101994)

Key stage 2


This is provisional data for 2017/18. Any amendments made to this school's data will be reflected when we re-publish the data in a few months. National and local authority benchmarks may also change. Until these changes take effect, you may see differences between data on ASP and Compare school and college performance.

Progress in reading, writing and maths

Reading

Number of pupils = 30

Pupils with adjusted scores = 1

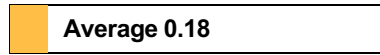


Confidence interval
-4.0 to 0.2

Writing

Number of pupils = 30

Pupils with adjusted scores = 0

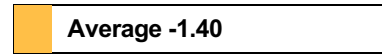


Confidence interval
-1.9 to 2.3

Maths

Number of pupils = 30

Pupils with adjusted scores = 0

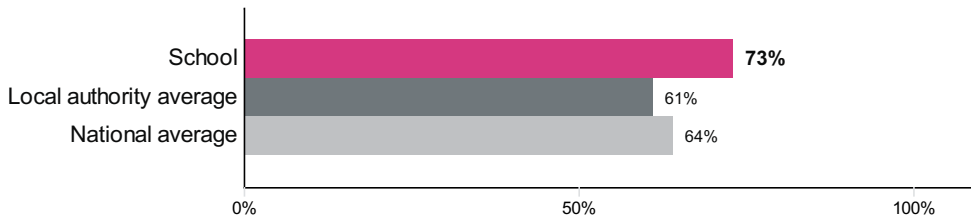


Confidence interval
-3.3 to 0.5

Reading, writing and maths combined

Percentage of pupils achieving the expected standard or higher

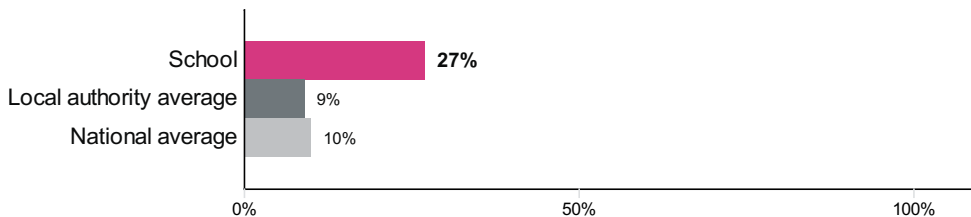
Number of pupils = 30



Percentage achieving the expected standard or higher

Percentage of pupils achieving the higher standard

Number of pupils = 30

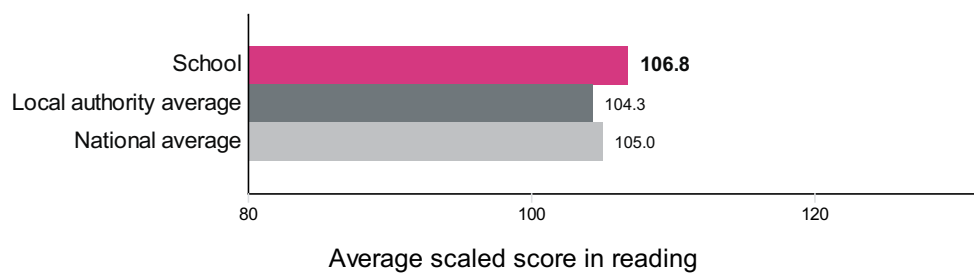


Percentage achieving the higher standard

Average scaled score in:

Reading

Number of pupils = 30



Maths

Number of pupils = 30

